
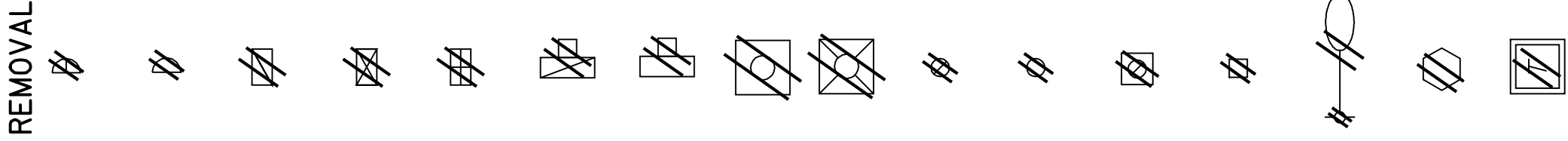
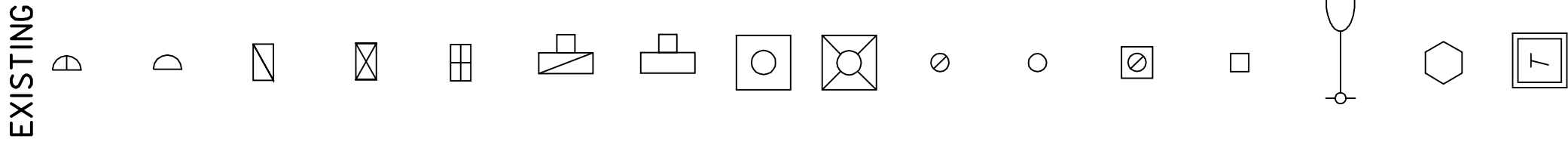


LIGHTING AND POWER DISTRIBUTION

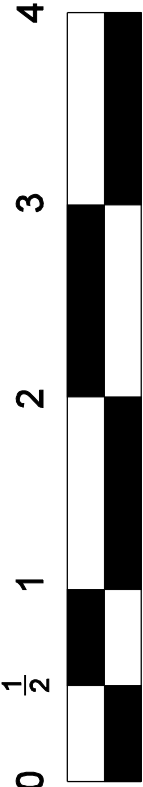
DESCRIPTION

- TYPE S UNDERBRIDGE LUMINAIRE, (STRUCTURE MOUNTED)
- TYPE W UNDERBRIDGE LUMINAIRE, (WALL MOUNTED)
- TYPE C (PRE-CAST) OR CS (CAST-IN-PLACE) CONCRETE JUNCTION BOX
- TYPE B JUNCTION BOX, ON STRUCTURE (PARAPET OR WALKWAY)
- TYPE D JUNCTION BOX, ON STRUCTURE (BARRIER JUNCTION BOX)
- TYPE I JUNCTION BOX FOUNDATION
- TYPE 2 JUNCTION BOX FOUNDATION
- LIGHTING ELECTRICAL MANHOLE (STANDARD)
- LIGHTING ELECTRICAL MANHOLE (SPECIAL)
- TYPE I, II, OR III CONCRETE BASE FOR LIGHTING STANDARD
- TYPE IV, OR IV CONCRETE BASE FOR LIGHTING STANDARD (RETROFIT ONLY)
- FOUNDATION FOR SHOE BASE MOUNTED LIGHTING STANDARD
- PARAPET MOUNTING BRACKET FOR LIGHTING STANDARD (RETROFIT ONLY)
- UTILITY POLE LUMINAIRE, ARM LENGTH, WATTAGE AND TYPE AS NOTED ON PLAN
- AVIATION OBSTRUCTION LIGHT (NO. AS REQUIRED)
- TRANSFORMER STATION



SYMBOLS

- NOTES TO ENGINEER
1. THESE NOTES TO ENGINEER SHALL NOT APPEAR ON PROJECT-SPECIFIC LEGEND.
  2. CONTRACT DOCUMENTS SHOULD REFLECT ONLY THOSE SYMBOLS USED ON THE PROJECT.
  3. SYMBOLS FOR CUSTOM EQUIPMENT SHALL FOLLOW THE GENERAL CONVENTIONS SET FORTH FOR STANDARD SYMBOLS. ALL CUSTOM SYMBOLS SHALL BE APPROVED BY THE AUTHORITY PRIOR TO USE, AS DIRECTED IN THE DESIGN MANUAL.



ORIGINAL SIZE IN INCHES

NEW JERSEY TURNPIKE AUTHORITY

STANDARD ELECTRICAL LEGEND  
-3-

SCALE: NONE  
DATE: MAY 2008

28  
69

FILE NAME:  
SAMPLE PLAN SHEET NO. 28 OF 69

No.	DATE	REVISION

ORIGINAL SHEET  
SAMPLE PLAN REVISION

0  
5-08  
No.  
DATE